

# BERENDS


## High Body Mulchers

Made in Australia

These heavy duty mulching mowers designed for a variety of mulching applications from rejuvenating old pastures to cutting up prunings, gorse bush and scrub up to 50mm in diameter.

Designed and manufactured in Australia for Australian conditions.

5 year gearbox warranty



Fineness of mulching material can be controlled using the unique internal, adjustable mulching bar.

Standard with adjustable skids

Heavy duty 2" bearings with taper lock centres and dust protection plate. Also fitted with anti-wire rotor guard

Large adjustable back flap can be completely opened to allow quick release of material - especially beneficial in heavy vegetation.

Optional adjustable rear roller and wheels are available for depth control.

**High tip speed of 235kph allows a higher cutting ground speed resulting in superior mulching ability. Also available with hydraulic side-shift which moves the mulcher up to 230mm in either direction**

Adjustable Cat 1 & 2 linkages with floating top link position for undulating ground.


Heavy duty 85HP Italian Oil Bath Gearbox

Series 7 Italian Driveshaft with optional over-run clutch. (standard on 2400 model)

Heavy duty belt cover with inspection hatch.




High quality 2 pack paint finish.




**Made in Australia**

All mulchers are completely made in house, including the balancing of the rotors..

Constructed from a thick high tensile rotor tube, there is the option of either hardened steel Y blades or cast iron T hammers (flails).



The Y blades (pictured top right) are standard and more durable of the two blades whilst the optional T blades (pictured bottom right) provide a cleaner finish which may be required for sports grounds, gold courses or vineyards. T blades will take up to 1/3rd more HP to operate.



Belt drives lessen the shock loads which mulchers have to endure. Consisting of either 3 or 4 belts, depending on size, they are fitted using taper lock pulleys for ease of maintenance (pictured left). Horsepower requirements largely depend on the terrain and what is being cut, however one should allow approximately 10HP per foot (300mm) of mulcher

High Body	Model 1800	Model 2100	Model 2400
Cutting Width	1.75m	2.05m	2.35m
Overall Width	2.00m	2.30m	2.60m
Body Height	900mm	900mm	900mm
Weight	660kg	750kg	800kg
Tractor HP range (approx)	57-86	67-100	76-115
Blade tip speed	235km/hr	235km/hr	235km/hr
Rotor speed at 540rpm	2268rpm	2268rpm	2268rpm
No. Y blades	40	48	56
No. Tee hammers (flails)	20	24	28
No. "SPB" vee belts	3	4	4
Rotor size	168 x 11.0mm	168 x 11.0mm	168 x 11.0mm
Alignment (adjustable)	Offset/Centre	Offset/Centre	Centre



**John Berends Implements Pty Ltd**

130 Frankston-Dandenong Rd, Dandenong South, Vic. 3175

Ph: (03) 9791 2494 Fax: (03) 9794 5568

email: sales@johnberendsimplements.com.au www.johnberendsimplements.com.au